



Blogs for **T**eaching and **L**earning

Something more than just technology

Francesc Balagué
University of Barcelona
www.blocdeblocs.net



- I – Introduction
- II – Educational uses
- III – Getting started





i n t r o d u c t i o n



>> European Higher Education Area

- New teaching and learning paradigm
 - Student centred approach
 - Competence based
- New roles of

teachers
students
institutions



“Our students have changed radically. Today’s students are no longer the people our educational system was designed to teach.

Mark Prensky, “Digital Natives, Digital Immigrants”



Blogs for Teaching and Learning – Something more than just technology



>> Web 2.0

“ ...the philosophy of mutually maximizing collective intelligence and added value for each participant by formalized and dynamic information sharing and creation.

Högg, R. Meckel, M., Stanoevska-Slabeva, K., Martignoni, R., 2006. Overview of business models for Web 1.0 communities. Proceedings of GeNeMe, p.23-37.



>> Web 2.0

Web 1.0

- Learn about something – Google
- Experts
- Static information
- Writing for teacher & grade - an audience of one

Web 2.0

- Learn about and from people – Blogosphere
- Construction & sharing knowledge
- Publish to the world
- Writing for all w/ feedback & dialog
- Social Networking

Web 3.0

- Exploit the content of social computing sites, store information (for commercial purposes?)
- Machines will do intelligent things
- Move from a web of connected documents to a Web of connected data (Semantic Web)

>> Web 2.0

To be defined as **social software**, a tool must meet at least two of the following conditions:

It allows people to communicate, collaborate and build a community online

It can be syndicated, shared, reused or remixed

It allows people to easily learn from and capitalize on the behaviour or knowledge of others

>> Web 2.0

Characteristics of **social software**:

Easy content creation and sharing

Online collaboration

Conversations

Capitalizing the wisdom of crowds

Transparency

Portability

Blogs for Teaching and Learning – Something more than just technology



why
weblogs?

>> Use of Weblogs

Blogs are one of the most representative tools of Web 2.0. They offer flexibility, adaptability, and integration with other tools.



Blogs in Plain English





133 million blog records indexed by Technorati since 2002

7.4 million blogs posted in last 120 days

1.5 million blogs posted in last 7 days

900,000 blog posts in 24 hours

76,000 blogs with **Technorati Authority** of 50+

Top 100 blogs by **Technorati Authority**

Technorati Authority is the number of blogs linking to a website in the last six months. The higher the number, the more Authority the blog has.



e d u c a t i o n a l u s e s




Technologies do **NOT** change
teaching & learning,
but can help us to introduce
new methodologies and
learning environments



> > Blogs in education

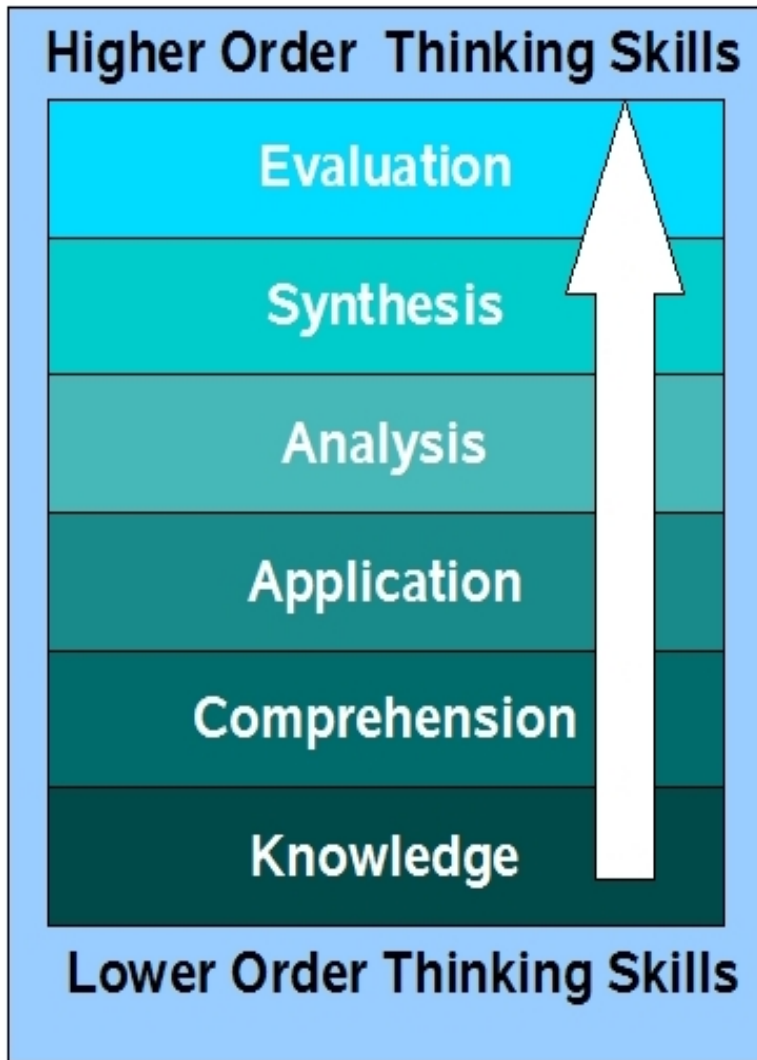
Blogs support:

knowledge building
reflection
monitoring
sharing
archiving



**Possibilities
of Web 2.0
tools**

>> Bloom's Taxonomy



experimenting, monitoring


designing, planning, producing

organising, attributing, integrating

implementing, executing

summarising, inferring, paraphrasing

recognising, identifying, retrieving



>> Using blogs in the classroom

To share opinions and learning.

To see knowledge as interconnected.

To facilitates reflection and evaluation.

To promote creative writing.

To develop a digital portfolio.

To teach responsible public writing.



>> Blogs facilitate...

... teachers to provide feedback and to monitor students' performance more effectively.

... self-assessment and continued assessment.

... personal reflection.

... tracking all the process (by students themselves and by teachers).





g e t t i n g s t a r t e d



>> Getting started



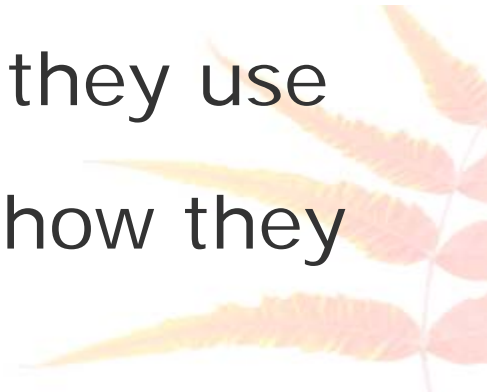
>> Tips for getting started with blogs

Start exploring with the tool, what you can do, how does it work, etc.

Seek help from colleagues who have tried it

Target the tech-heads with maturity in your class to help others

Read other educators' blogs; how they use categories, how they organize the information, how often they blog, how they give instructions to students, etc.



>> Using blogs requires...

... a different temporal and spatial organization
(it would be different in an online environment
than a face-to-face one)

... to learn a new tool (technologically and
methodologically)

... to anticipate the workload required to adapt the
tasks

... to like writing



>> Some useful links

wordpress.com
Just another WordPress.com weblog

Hello world!

May 25, 2007 by blocdeblocs

Welcome to [WordPress.com](#). This is your first post. Edit or delete it and start blogging!

Posted in [Uncategorized](#) | [Edit](#) | [1 Comment](#) »

Links

- » [Understanding Socio-Technical Phenomena in a Web2.0 Era - Danah Boyd](#)
- » [Avoiding the 5 Most Common Mistakes in Using Blogs with Students](#)
- » [BECTA: Informes sobre la web 2.0 en educación | Octeto](#)
- » [e-learning 2.0 - como las tecnologías web están modelando la educación - gabinetedeinformatica.net "](#)
- » [peer-assessment Bookmarks on Delicious](#)

>> *wordpress* admin panel

The screenshot shows the WordPress admin interface for creating a new post. At the top, there is a navigation bar with tabs for 'Write', 'Manage', 'Design', 'Comments', and 'Upgrades'. On the right side of this bar are links for 'Settings' and 'Users'. Below the navigation bar, there are links for 'Post', 'Page', and 'Link'. The main heading is 'Write Post'. The 'Title' field contains the text 'title here...'. Below the title field, the 'Permalink' is shown as 'http://blocdeblocs.wordpress.com/2008/10/29/title-here/' with an 'Edit' link. The 'Post' editor is in 'Visual' mode, showing a toolbar with various text and media icons. The content area contains the text 'post here....'. At the bottom left, the 'Path' is 'p'. On the right side, there is a 'Publish Status' section with a 'Preview this Post' button, a dropdown menu set to 'Unpublished', and checkboxes for 'Keep this post private' and 'Stick this post to the front page'. There is also a 'Publish immediately' option with an 'Edit' link. At the bottom of this section are 'Save' and 'Publish' buttons. Below these buttons, it says 'Draft Saved at 3:38:09 pm. Word count: 0'. At the bottom right, there is a 'Related' section with a list of links: 'Manage All Comments', 'Manage All Posts', 'Manage All Categories', 'Manage All Tags', and 'View Drafts'.

Write Post

Title

title here...

Permalink: <http://blocdeblocs.wordpress.com/2008/10/29/title-here/> [Edit](#)

Post

Add media:

Visual HTML

post here....

Path: p

Tags

Add new tag

Separate tags with commas

Preview this Post

Publish Status

Unpublished

Keep this post private

Stick this post to the front page

Publish immediately [Edit](#)

Draft Saved at 3:38:09 pm.
Word count: 0


Related

- [Manage All Comments](#)
- [Manage All Posts](#)
- [Manage All Categories](#)
- [Manage All Tags](#)
- [View Drafts](#)

>> Blogger.com




897



wednesday, october 3, 2007

Example 1

the content here

posted by francesc at 7:04 am 0 comments 

labels: prova missatge escuter

Subscribe to: Posts (Atom)

blog archive

- ▼ 2007 (1)
 - ▼ October (1)
 - Example 1 

about me

francesc

View my complete profile 

>> Blogger admin panel

The screenshot displays the Blogger admin panel's post creation interface. At the top, there is a navigation bar with tabs for **Posting**, Settings, Layout, and View Blog. Below this, a secondary bar contains **Create**, Edit Posts, and Moderate Comments. The main content area features a **Title:** text box, followed by Edit Html and **Compose** buttons. A rich text editor toolbar is positioned below, including options for font selection, text color, bold (**b**), italic (*i*), text color, background color, bulleted and numbered lists, indent, quote, undo, redo, insert image, insert video, and insert link. A large text area for the post content is located below the toolbar. At the bottom of the interface, there is a **Post Options** section with a **Labels for this post:** field (containing the example text "e.g. scooters, vacation, fall") and a Show all link. A footer note provides shortcuts: "Shortcuts: press **Ctrl** with: **B** = **Bold**, **I** = **Italic**, **P** = **Publish**, **S** = **Save**, **D** = **Draft** [more](#)". At the very bottom, there are two prominent buttons: **PUBLISH POST** (orange) and **SAVE NOW** (blue).

>> Some other Blog platforms:

B2Evolution

<http://b2evolution.net/>



LiveJournal

<http://www.livejournal.com/>



Edublogs

<http://edublogs.org/>



Twitter (microblogging)

<http://twitter.com>



>> and...

Add widgets to your blog:

<http://www.youtube.com/watch?v=-OVRIXn9mAs>



Syndicate, get updates
automatically

www.feedreader.com

www.bloglines.com

www.google.com/reader



References:

- Socio-Constructivism on EdutechWiki

<http://edutechwiki.unige.ch/en/Socio-constructivism>

- Bloom, B.S (1984) Taxonomy of educational objectives, Pearson Education, Allyn and Bacon, Boston, MA.

- Jonassen, D. (1994) Thinking technology: towards a constructivist design model, Educational Technology, 34(4), 34-37.

- Social Software in Higher Education

<http://www.slideshare.net/librarianmer/social-software-in-higher-education>

- Two ways to integrate technology in our teaching

<http://www.slideshare.net/jasondenys/wikis-and-blogs-in-education>



References:

- Matrix of some uses of blogs in education

<http://www.edtechpost.ca/wordpress/2003/10/09/Matrix-of-some-uses-of-blogs-in-education>

- Blogger & Wordpress chart


<http://pulsed.blogspot.com/2007/07/blogger-wordpress-chart.html>

- Educational Blogs' Slides at Slideshare

<http://www.slideshare.net/search/slideshow?q=education%2Bblogs&submit=post&commit=Search>

- Avoiding the 5 Most Common Mistakes in Using Blogs with Students

<http://www.campustechnology.com/articles/68089/>



Dank jullie wel Thank you very much

francesc balagué
info@blocdeblocs.net
www.blocdeblocs.net



Photo Leave: <http://www.flickr.com/photos/montanaraven/10693295/>
Photo Laptops: <http://www.flickr.com/photos/kmtucker/507130019>
Photo Web2.0: <http://www.flickr.com/photos/stabilo-boss/93136022>
Photo Train: <http://flickr.com/photos/brianlewandowski/2115495443>
Photo Breach: <http://flickr.com/photos/8628950@N06/2405895532>

